

How do I log-on to WisePay?

The easiest way is via the school website <http://www.wvacademy.org/>

Then access the parent page on the tabs along the top and select WisePay from the drop down list that appears



The screenshot shows the Wreake Valley Academy website. The header includes the school logo and navigation tabs: Home, General Information, Parents, Students, Staff & Governors, and Latest News. A breadcrumb trail reads 'You are here: Home > Parents > Wisepay'. A search bar is located on the right. The main content area is titled 'Wisepay' and contains the following text:

Some time ago, we introduced cashless payment arrangements for school meals, and an on line payment facility for parents to pay for school trips. Cash is no longer accepted in the school canteens.

For convenience parents are able to credit funds onto a child's lunch account using an online payment facility, WisePay. WisePay is very easy to use and gives you the freedom to make payments at a time convenient to you 24 hours a day, 7 days a week – no longer do you have to find the cash to send into school each morning. WisePay accepts most major credit cards and debits cards. All card payments are secure and adhere to the highest level of compliance under the Payment Card Industry Data Security Standard.

Click on the WisePay icon below to login and top up a student's account or to pay for school trips & visits.



If you have any difficulties with your Wisepay account, please email us via wisepay@wvacademy.org simply stating your name, the name of your child(ren) and their Tutor Group(s) and we will contact you to help you through the process.


The right-hand sidebar contains two sections: 'In Parents' with a list of links (Pastoral Support, Learning Development, School Day, Student Reports, SLG & Student Reports, Newsletters, WisePay, Exams, Alumni, Term Dates, Uniforms, Useful Links) and 'Upcoming Events' with two entries: 'School Photographs' on Tuesday 30th September 2015 (14:00-16:00) and 'Celebration Evening at King Power Stadium' on Wednesday 4th September 2015 (6:00pm - 9:00pm).

The WisePay logo is on the right hand side and clicking on this, will link you directly to the WisePay payment page, where you can use the log-in details that have been provided to make a payment.

Viewing my account & Making a Payment for Catering

Click in the School Meals box to make a payment for the students catering account and select the amount you would like to pay.

NB The minimum payment is £5.00



Welcome to your account for

View Text Size **+AA** - **AA** = **A**

Quick Links

- [Wreake Valley College - Home Page](#)
- [School Trips](#)
- [Dinner Money](#)
- [School Shop with Categories](#)
- [Terms and Conditions](#)
- [Help](#)

[Back to Dashboard](#)

[Logout](#)

[my Wise Account](#)

Please click on the sections below to browse for items that can be paid for online.

Trips and Visits >

Make your trip and visit payments here.



School Meals >

Pay for School meals here.



Powered by WisePay

[Click here to](#)

[Change Your Password](#)

Selected Product Highlights

None Available

Merge Accounts

Merge Student Account

We accept...





Welcome to your account for

View Text Size [+A](#) [-A](#) [A](#)

Quick Links

- Wreake Valley College - Home Page
- School Trips
- Donor Money
- Pay for School Meals
- School Play-off Categories
- Terms and Conditions
- Help

[Back to Dashboard](#)

[Logout](#)

[My Wise Account](#)

Pay for School Meals



Top up your meal account balance here by either debit or credit card

Price - £ 0.00

(This price will be calculated based on the options you select below)

Please Select from the options below

<input type="radio"/>	£5	£ 5.00	Pay £5
<input type="radio"/>	£10	£ 10.00	Pay £10
<input type="radio"/>	£15	£ 15.00	Pay £15
<input type="radio"/>	£20	£ 20.00	Pay £20
<input type="radio"/>	£25	£ 25.00	Pay £25
<input type="radio"/>	£30	£ 30.00	Pay £30
<input type="radio"/>	£50	£ 50.00	Pay £50
<input type="radio"/>		£ 0.00	Select your own amount to pay

If selecting your own amount, please enter the amount in the box below

£ 0

Please note minimum payment amount is £5

once you have selected the amount, you will be directed to the payment screen where you can confirm the amount you are paying before proceeding to the checkout

The screenshot shows the Wreake Valley Academy WisePay interface. At the top left is the school logo. The main header includes 'Wreake Valley Academy' and 'WisePay'. Below the header, there's a 'Welcome to your account' message and a 'View Text Size' control. A 'Quick Links' sidebar is on the left. The central area is titled 'Your Shopping Cart' and contains a table with one item: 'Pay for School Meals' for £5.00. Below the table are 'Continue Shopping' and 'Proceed to Checkout' buttons. A purple banner below the cart says 'Pay for School Meals' and 'Top up your meal account balance here by either debit or credit card'. An image of a sandwich and an apple is shown. At the bottom, a section titled 'Please Select from the options below' offers four payment options: £5, £10, £15, and £20, each with a radio button and a 'Pay' button.

Product Title	Standard	Options	Qty	Price	Shipping	VAT	Total
Pay for School Meals		Please Select from the options below	1	£5.00	£0.00	£0.00	£5.00
							£5.00

Price - £ 0.00
(The price will be calculated based on the options you select below)

Option	Price	Action
£5	£ 5.00 -	Pay £5
£10	£ 10.00 -	Pay £10
£15	£ 15.00 -	Pay £15
£20	£ 20.00 -	Pay £20

This directs you to the payment screen where you select your card type and add the details.




WisePay and the School DO NOT retain your card details

Click in the Trips and Visits box and select the trip you would like to pay for.

WisePay account & Making a Payment for Trips

The screenshot displays the WisePay account interface for Lorraine Reid. At the top, there is a header with the Wreake Valley Academy logo and a banner image of students. Below the header, a navigation bar includes 'Quick Links', 'Logout', and 'my Wise Account'. The main content area is titled 'School Trips' and contains a list of destinations with expandable arrows. On the left, a sidebar provides a 'Quick Links' menu with options like 'Wreake Valley Home Page', 'School Trips', 'Dinner Money', 'School Shop', 'Terms and Conditions', and 'Help'. On the right, there are additional navigation elements including 'Account', 'Password', 'Flights', and payment method icons for 'ELECTRON' and 'SA DEBIT'.

This will take you to the payment page where you will proceed in exactly the same way as paying for school meals



Welcome to your account for View Text Size [+aA](#) [-aA](#) = A


[Back to Dashboard](#) [logout](#) [my Wise Account](#)

Drayton Manor

An end of year trip to Drayton Manor on Tuesday 9th July for years 7-9
Leaving school at 9.00am and returning approx 6.00pm

Places still available : 455

Quantity / Options	Price	
	£25.00 Inc: Entrance Fee, Transport & Insurance	Purchase

Powered by 

The final screen will confirm your payment and you will also receive an email with a payment receipt attached.

What else can I use WisePay for?

All parents can use WisePay to view up to the last 25 transactions that have been made at the school canteen as well as any payments made for catering & trips.

My Wise Account [Overview](#) | [Merge Accounts](#) | [Payments Available to Make](#) | [Payments Made](#) | [My Account Details](#)

Payments Available to Make

Description	Total to Pay
-------------	--------------

Last 5 Online Payments

Description	Amount	Date / Time
Space Centre/Pumping Station	£ 19.50	13/05/2013 18:53:08
Pay for School Meals	£ 20.00	07/04/2013 20:41:05
Pay for School Meals	£ 25.00	24/02/2013 18:10:10
Pay for School Meals	£ 25.00	26/01/2013 10:27:17
Pay for School Meals	£ 25.00	04/01/2013 19:12:17

Meal Account Balance and Last 10 Transactions [Display last 25 transactions](#)



Please note - In this section WisePay is displaying the meal balance and meal purchase information as a guide only. The information is based on data that has been sent to WisePay by the tills in the school canteen. WisePay is not responsible for, and has no control over, either the school meal balances or the information about the meal items purchased. WisePay can only display the latest information that we receive.

In your wise account, you will be able to view a complete payment history about all payments that you have used WisePay to facilitate. However, the information that WisePay displays about school meal balances and school meal purchases is sent to WisePay by the tills running in the school canteen. The tills are operated by a third party that has been employed either by the school or by the catering company managing school meals. The third party is unconnected to WisePay and is not managed by WisePay.

The purchase and school meal balance information should be sent to WisePay once a day by the school's tills and is based on the daily items purchased in the school canteen. Therefore, WisePay does not generate the school meal data that you see below.

The meal account balance recorded at 10/05/2013 18:00:13 was : £ 20.70

Date Time	Item	Value
10/05/2013 12:19:01	Small Snack & Chips	£ 1.50
10/05/2013 12:19:01	Fruit Fizz Bottles	£ 0.65
10/05/2013 10:56:45	All Pizza	£ 1.20
09/05/2013 12:17:07	Cakes	£ 0.55
09/05/2013 12:17:07	Wraps-Baguettes	£ 1.55
09/05/2013 11:04:07	Bacon Roll	£ 1.20
03/05/2013 12:21:19	Fruit Fizz Bottles	£ 0.65
03/05/2013 12:21:19	Small Snack & Chips	£ 1.50
03/05/2013 12:21:19	Small Snack & Chips	£ 1.50
03/05/2013 11:01:23	All Pizza	£ 1.20

The benefits of using WisePay



- Since the launch of WisePay and Cashless Catering at Wreake Valley we have seen a significant reduction in the time students have to queue for food, leaving them time to attend lunch time activities, spend time in the library or time to socialise with their friends.
- All trips can now be paid for on-line so students do not have to bring in large amounts of cash to school.
- Students on Free School Meals automatically get their account credited with their daily allowance.
- Parents are able to see what the students are spending their money on in the school canteen.
- There is less chance of students losing money.

If you have any queries on using WisePay please contact Lorraine Reid by emailing wisepay@wvacademy.org

A copy of this user guide is available on the school website parent's page

“WisePay User Guide”